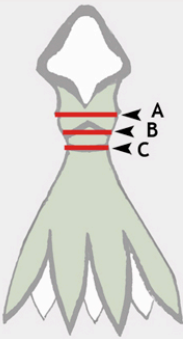



Pixie Maiden - Taking Measurements

...So you can see what Standard size you need



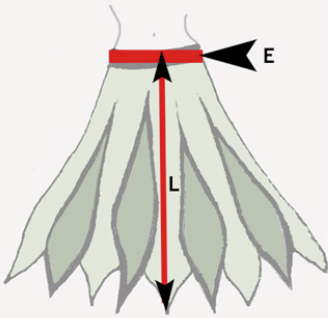
Measure in inches 

A = Bust
Largest Part

B = Underbust
Where your bra is fastened around

C = High waist
4.5" below Underbust

Measure all around the body

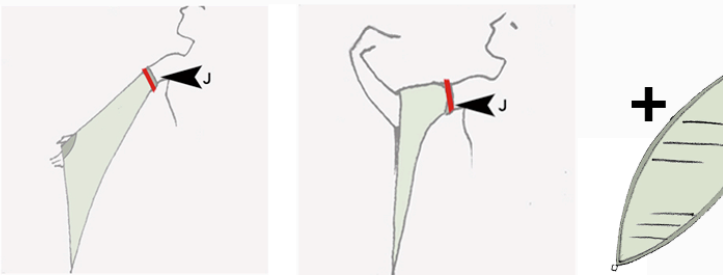


Measure in inches

E = Low Waistband
(1-2 inches below navel) or where you like your waistband to sit

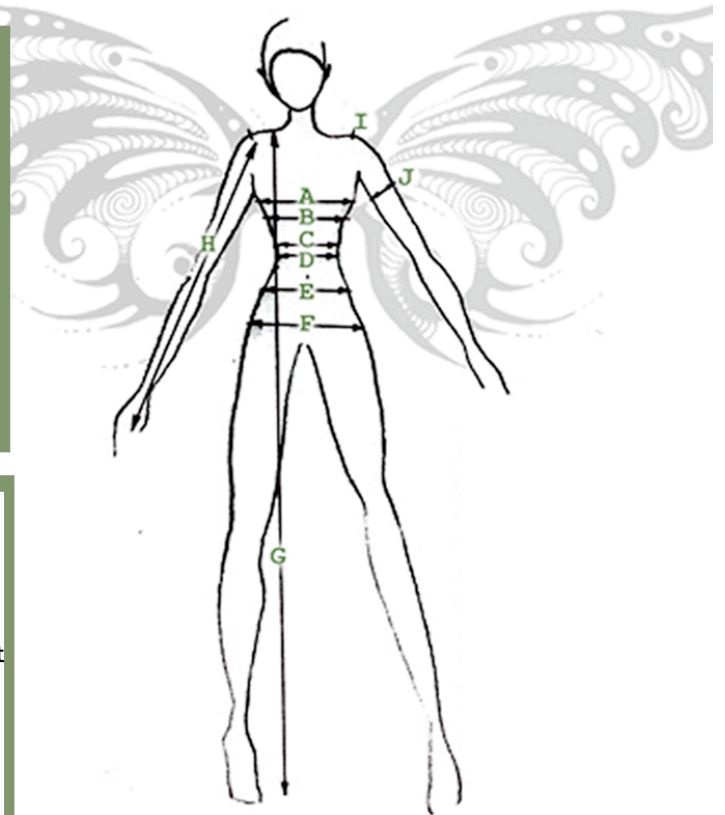
L = Waistband to Floor
(Or the length you want)

Measure all around the body



J = Around Upper arm
Circumference of bicep

Measure all around the body



Measurements needed for this design:

- A (Bust) =**
- B (Under bust) =**
- C (high waist) =**
- E (Low waist band) =**
- L (Waistband to floor) =**
- J (Around arm) =**

Please note this print out is just for you to work out what standard sizes you need when you make your order.